


# 1978 in Black & White

All photographs ©1978 Barrie M. Schwartz Collection, STERA, Inc.

## The “Dry Run” – Amston, Connecticut – September 2-3, 1978


The group of scientists, at this time calling themselves the United States Conference of Research on the Shroud of Turin, met in Amston, Connecticut, to finalize their plans, following Turin having agreed to a twenty-four hour test period on 9 October. This meeting would become known as the "Dry Run" and was the first time that the entire team assembled together. They spent their time reviewing the planned experiments and testing their equipment, including the special table designed to hold the Shroud. They also signed the agreement that formally created the Shroud of Turin Research Project (STURP).




A Shroud replica on the special steel table designed to hold the Shroud in place using magnets to avoid causing any damage to the cloth. Note the custom designed camera support system in the foreground.




(l to r) Roger Morris, Eric Jumper (foreground), Don Janney, Don Lynn, Roger Gilbert, John Jackson & Ray Rogers at one of the many meetings held during the event



(l to r) Vern Miller, Don Devan, Don Lynn and Jean Lorre set up the camera support system by measuring the distance between the replica and the camera




Joseph Accetta sets up and tests his infrared thermal imaging equipment with examination table and Shroud replica in the background



Vern Miller



Don Devan and Don Lynn



Patsy and Dee German







Ray Rogers



Steve Baumgart setting up infrared instrument



Roger Morris



Don Devan



Don Lynn



Barrie Schwartz


**The Examination of the Shroud – October 8-12, 1978**



(l to r) Don Lynn, Bob Ewing (back to camera), Tom D’Muhala, Don Devan and other team members unpack and assemble the Shroud examination table



(l to r) John Jackson, Vern Miller, Msgr. Jose Cottino, Don Devan, Eric Jumper, Tom D’Muhala and Jean Lorre



Robert Dinegar and Don Janney



Unpacking our instruments





Ron London prepares his x-radiographic gear




(l to r) Prof. Luigi Gonella, John Jackson, Msgr. Pietro Caramello, Msgr. Jose Cottino






Some of the photographic equipment




Marty and Roger Gilbert set up their spectral instruments




Rudy Dichtl makes on site repair



Sam Pellicori





Ernest Brooks



Robert Ewing tries to get the “computer” working

Don Devan



Mark Evans




Joe Accetta takes a short break




Vern Miller and Don Devan test the equipment





Rudy Dichtl, responsible for repairs and maintenance of all the equipment




Don Devan sets up one of the imaging systems







Marking the exact position of the camera support system



Putting map coordinate labels on the Shroud examination table. Gee!





Ray Rogers and Tom D'Muhala




Prof. Giovanni Riggi and Prof. Luigi Gonella

Prof. Pierluigi Baima-Bollone and  
Prof. Giovanni Riggi di Numana  
take fiber samples from the Shroud




Another emergency repair






Bill Mottern and Ron London take out one of the removable panels so x-rays can be made



Radiopaque grid placed over the Shroud for x-radiography experiments



The vacuum samples taken by Prof. Riggi di Numana (photographed at his home)



Using liquid nitrogen to chill a warm soda




Vern Miller photographs the Shroud using a rotating filter wheel




Mark Evans takes a short nap in the Royal Palace







Team members rotate the examination table as Sam Pellicori (left) looks on



Bob Dinegar and Ray Rogers review their tape experiment notes in the palace hallway




Steve Baumgart prepares for infrared tests




Marty and Roger Gilbert perform their spectral tests



Msgr. Baldi and Msgr. Jose Cottino (aka the “Keeper of the Shroud”), who both stayed in the room throughout almost the entire event



Fr. Francis Filas and Ray Rogers



Ray Rogers, Tom D'Muhala, Robert Dinegar and Fr. Francis Filas view a Shroud x-ray




Patsy and Dee German enjoy a rare, quiet moment







Joe Accetta and Steve Baumgart  
with their infrared instruments



The infrared instruments in action



A tired Joe Accetta after five long days



Steve Baumgart packing up